


GRADSKI URED
ZA STRATEGIJSKO
PLANIRANJE I
RAZVOJ GRADA

CITY OFFICE
OF STRATEGIC
PLANNING AND
DEVELOPMENT
OF THE CITY

SEKTOR ZA STRATEGIJSKO PLANIRANJE SECTOR OF STRATEGIC PLANNING	SEKTOR ZA PROSTORNO I URBANISTIČKO PLANIRANJE SECTOR OF SPATIAL AND URBAN PLANNING	SEKTOR ZA STRATEGIJSKE INFORMACIJE I ISTRAŽIVANJA SECTOR OF STRATEGIC INFORMATION AND RESEARCH	SEKTOR ZA RAZVOJ GRADA SECTOR OF CITY DEVELOPMENT	
ODJEL ZA STRATEGIJSKE ODLUKE, PLANOVE I PROGRAME DEPARTMENT OF STRATEGIC DECISIONS, PLANS AND PROGRAMMES	ODJEL ZA PROSTORNI PLAN GRADA ZAGREBA SPATIAL PLAN OF THE CITY OF ZAGREB DEPARTMENT	ODJEL ZA PROSTORNE INFORMACIJE I ISTRAŽIVANJA DEPARTMENT OF SPATIAL INFORMATION AND RESEARCH	ODJEL ZA STRATEŠKE GRADSKE PROJEKTE STRATEGIC CITY PROJECTS DEPARTMENT	ODJEL ZA FINANCIJSKE POSLOVE FINANCE ADMINISTRATION DEPARTMENT
ODJEL ZA STRATEGIJU RAZVOJA URBANE AGLOMERACIJE ZAGREB ZAGREB URBAN AGGLOMERATION DEVELOPMENT STRATEGY DEPARTMENT	ODJEL ZA GENERALNE URBANISTIČKE PLANOVE GENERAL URBAN PLANS DEPARTMENT	ODJEL ZA STATISTIKU DEPARTMENT OF STATISTICS	ODJEL ZA PRIPREMU I PROVEDBU REGIONALNIH I MEĐUNARODNIH PROJEKATA PREPARATION AND IMPLEMENTATION OF REGIONAL AND INTERNATIONAL PROJECTS DEPARTMENT	
	ODJEL ZA URBANISTIČKE PLANOVE UREĐENJA URBAN DEVELOPMENT PLANS DEPARTMENT	ODJEL ZA GEOTEHNIČKI KATASTAR GEOTECHNICAL CADASTRE DEPARTMENT	ODJEL ZA PREZENTACIJU PROJEKATA (ZAGREBFORUM) PROJECT PRESENTATION DEPARTMENT	

ZAGREB DID YOU KNOW?



GRADSKI URED ZA STRATEGIJSKO PLANIRANJE I RAZVOJ GRADA - ZAPOSLENICI

THE CITY OFFICE FOR THE STRATEGIC PLANNING AND DEVELOPMENT OF THE CITY - EMPLOYEES

13%

zaposleni u Gradskom uredu
- viša stručna sprema

City Office employees -
bachelor's or other
graduate degree

26%

zaposleni u Gradskom uredu
- srednja stručna sprema

City Office employees -
high school
degree

26%

zaposlenih muškaraca
u Gradskom uredu

Male employees
in City Office

78

ukupno zaposlenih

Total employed

74%

zaposlenih žena u
Gradskom uredu

Female employees
in City Office

61%

zaposleni u Gradskom uredu
- visoka stručna sprema

City Office employees -
master's or integrated
master's degree

ZAGREB

DID

YOU

KNOW?

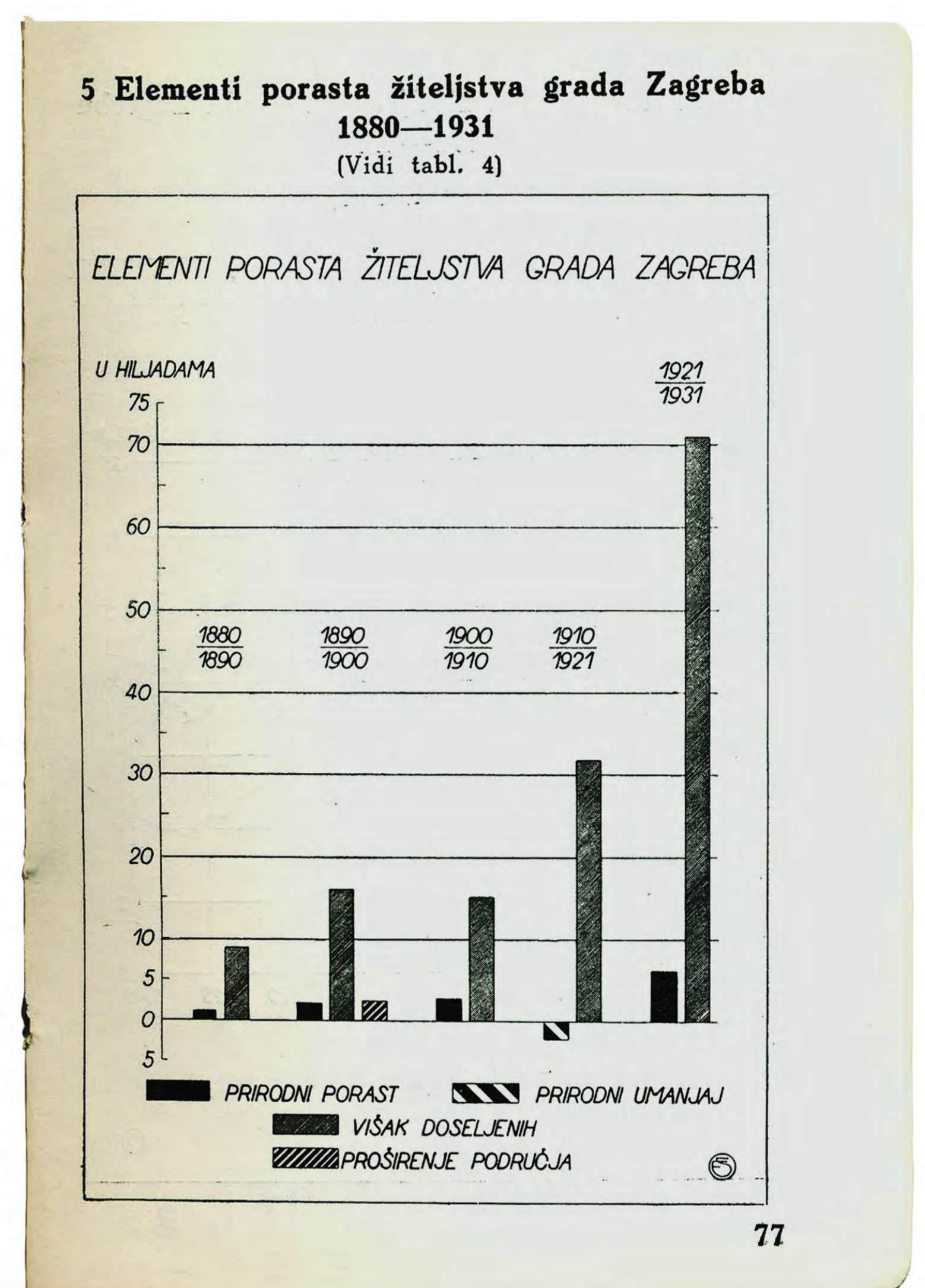
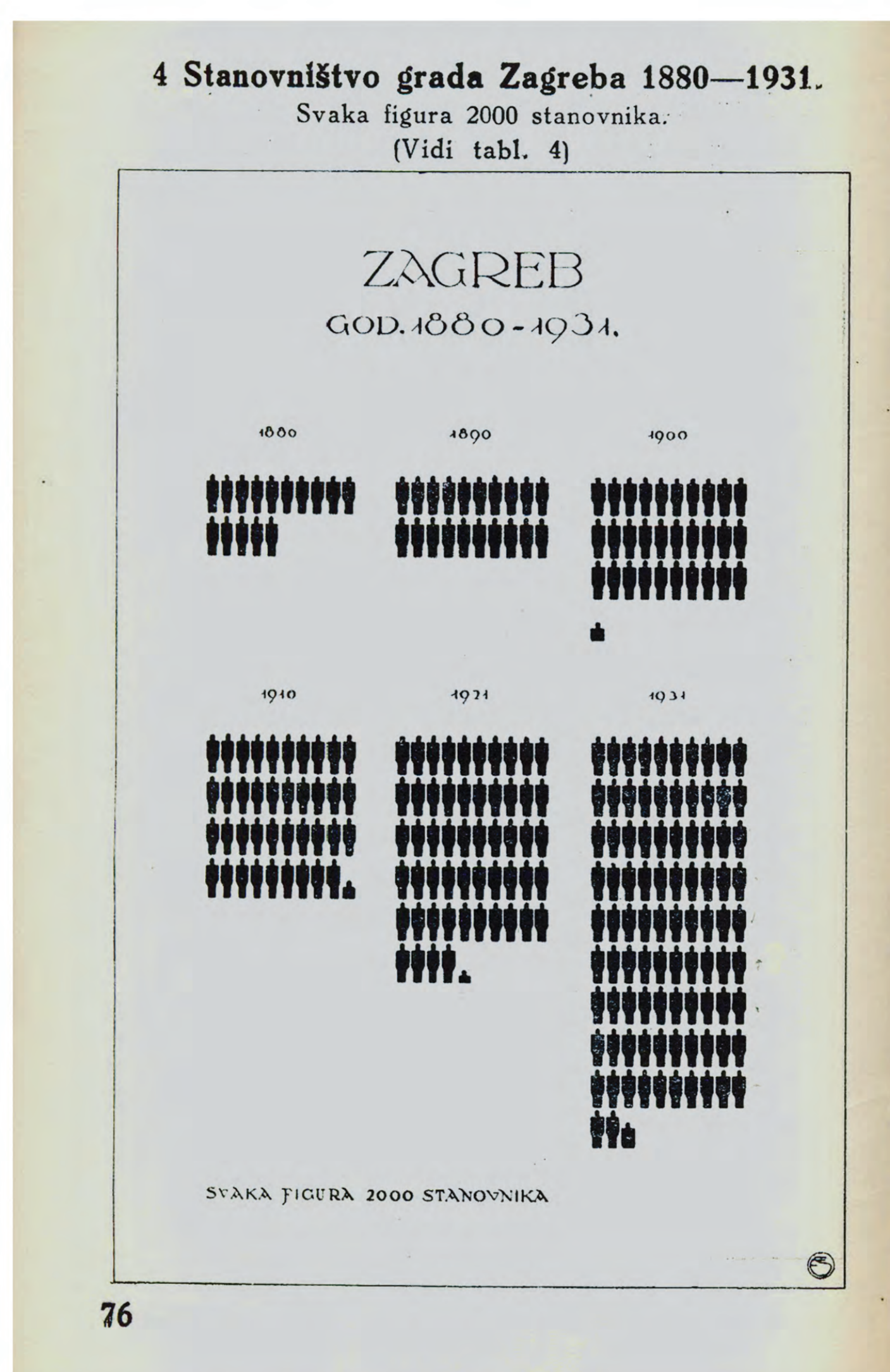
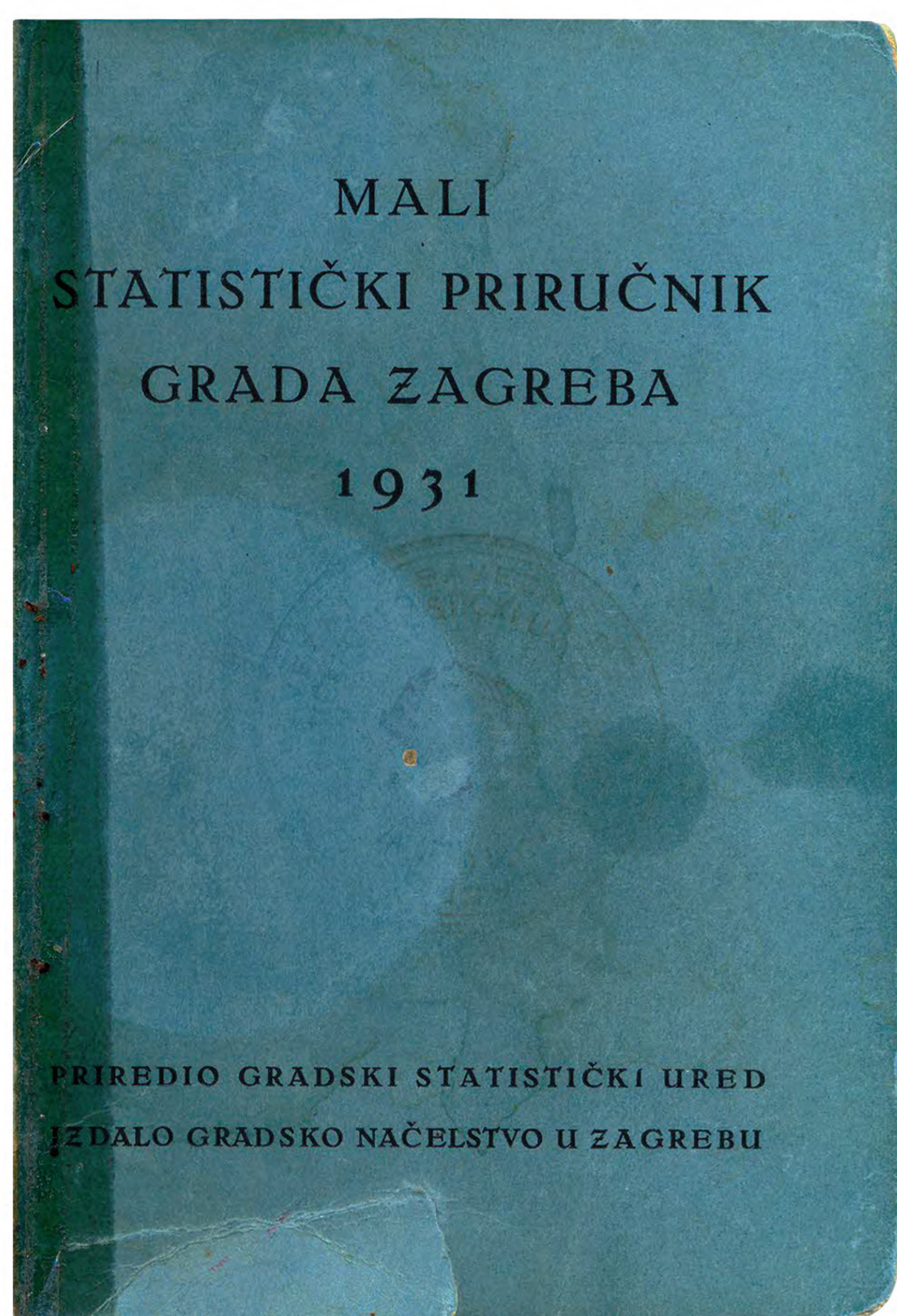
GODINA GRADSKJE STATISTIKE GRADA ZAGREB

YEARS OF CITY OF ZAGREB STATISTICS

Gradski statistički ured osnovan je okružnicom gradskog načelnika Stjepana Srkulja broj 1547-Prs-1929 od 25. svibnja 1929. Svrha ureda bila je „sistematski prikupljati i obrađivati statističku građu iz svih grana gradske uprave i javnog života uopće“, cilj njegova rada bio je u svako doba pružati „preglednu sliku svega ekonomskog, financijskog, privrednog, građevnog, socijalnog, zdravstvenog i općeg kulturnog stanja i života u gradu Zagrebu“, kako bi dao „solidan temelj za rješavanje svih pitanja oko unapređivanja i modernog razvitka gradske općine u svakom pogledu“. Godine 1931. izdan je Mali statistički priručnik grada Zagreba koji cjelovito obrađuje statističke podatke za područje Zagreba i koji je preteča kasnijih statističkih publikacija o gradu Zagrebu.

Organizacijska gradske statističke službe od 1929. do 2019.:

- 1929. Gradski statistički ured, Predsjedništvo Gradskog poglavarstva
- 1941. Brojbitbeni odsjek, Ravnateljstvo Gradskog poglavarstva
- 1945. Statistički odsjek, Narodni odbor Grada Zagreba
- 1952. Zavod za statistiku, Narodni odbor Grada Zagreba
- 1964. Zavod za statistiku, Centar za ekonomski razvoj Grada Zagreba
- 1991. Odjelu za statistiku, Gradski zavod za planiranje razvoja i zaštitu čovjekova okoliša
- 1998. Odjelu za statistiku, Gradski zavod za planiranje razvoja grada i zaštitu okoliša
- 2005. Odjelu za statistiku, Gradski zavod za prostorno uređenje
- 2008. Odjelu za statistiku, Gradski ured za stratejsko planiranje i razvoj grada
- 2016. Odjel za statistiku, Sektor za stratejske informacije i istraživanja, Gradski ured za stratejsko planiranje i razvoj Grada



Naslovnica i dio sadržaja Malog statističkog priručnika grada Zagreba iz 1931. Cover and extracts from the 1931 Small Statistical Handbook of the City of Zagreb

The City Statistical Office was established by the decision No. 1547-Prs-1929 of 25 May 1929 of mayor Stjepan Srkulj. The Office's mission was "the systematic collection and processing of statistical material relative to all aspects of city administration and public life in general". Its aim was to continually provide "a clear overview of economic, financial, business, construction, social, public health and general cultural situation as well as livability of the city for a "sound basis for the resolution of all issues related to the improvement and modern development of the city municipality in all respects". In 1931, Small Statistical Handbook of the City of Zagreb was published, offering a comprehensive overview of statistical data relative to the Zagreb area and which represents a precursor to later statistical publications on the city of Zagreb.

Organisation of city statistical office between 1929 and 2019:

- 1929 City Statistical Office, City Government Presidency;
- 1941 Counting Department, City Government Directorate;
- 1945 Statistical Department, City of Zagreb People's Committee;
- 1952 Office of Statistics, City of Zagreb People's Committee;
- 1964 Office of Statistics, Centre for Economic Development of the City of Zagreb;
- 1991 Statistics Department, City Bureau for Development Planning and Protection of Human Environment;
- 1998 Statistics Department, City Bureau for City Development Planning and Environmental Protection;
- 2005 Statistics Department, City Bureau for Physical Planning;
- 2008 Statistics Department, City Office for Strategic Planning and Development of the City;
- 2016 Statistics Department, Sector for Strategic Information and Research, City Office for Strategic Planning and Development of the City.

DID YOU KNOW?
ZAGREB

SADAŠNOST I BUDUĆNOST GRADSKJE STATISTIKE

PRESENT AND FUTURE OF CITY STATISTICS

U Odjelu za statistiku obavljaju se sljedeći poslovi:

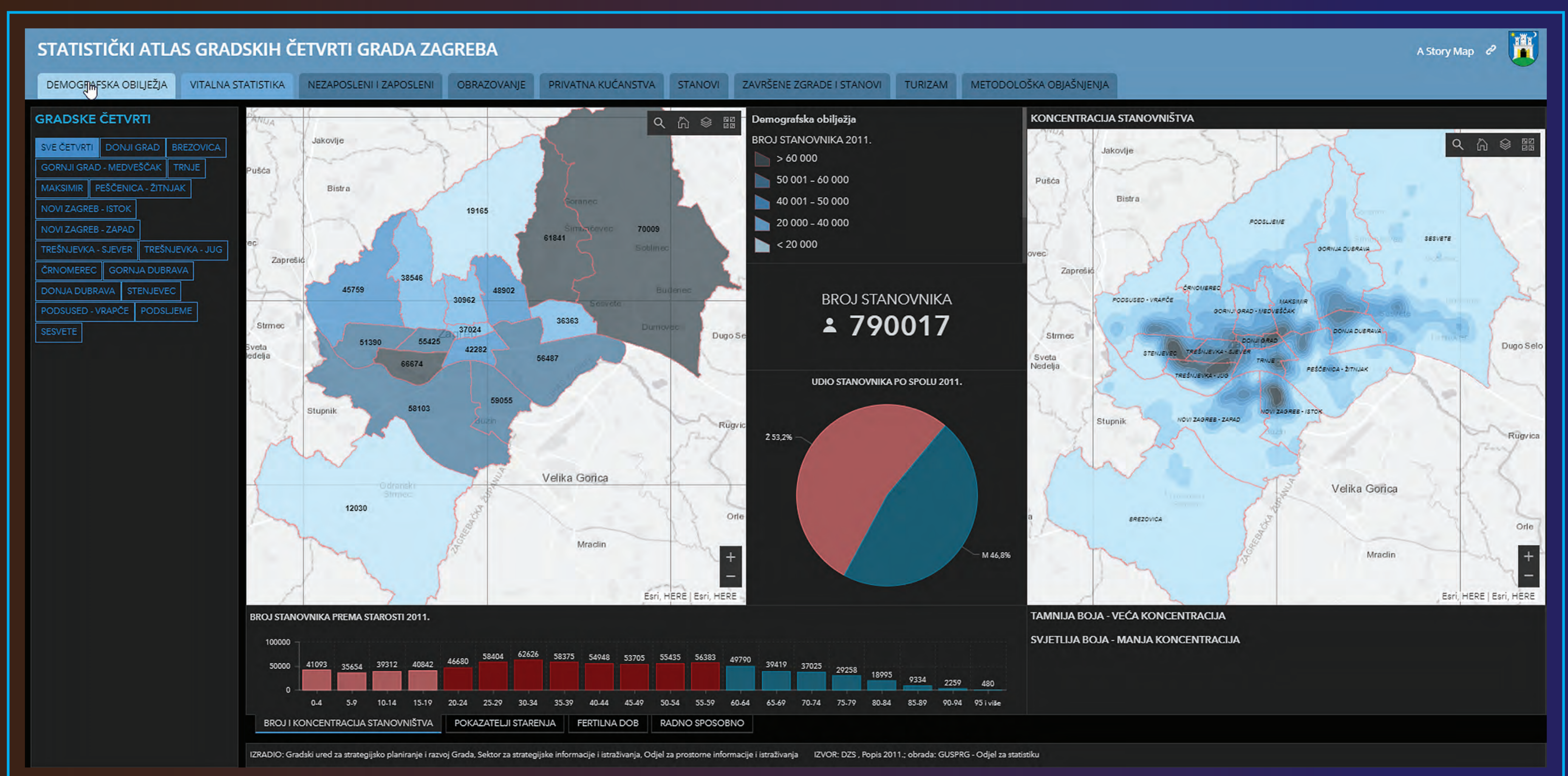
- Poslovi službene statistike u skladu sa Zakonom o službenoj statistici
- Poslovi gradske statistike
- Statističke aktivnosti potrebne za strateško planiranje, upravljanje i razvoj Grada
- Diseminacija podataka.

Odjel za statistiku gradskog ureda za stratejsko planiranje i razvoj grada, kao jedan od nositelja službene statistike, odgovoran je za prikupljanje, obradu i diseminaciju statističkih podataka za područje Grada Zagreba.

Odjel za statistiku prikupljene i objedinjene podatke iz različitih izvora koristi za izradu publikacija i analiza za projekte Grada Zagreba i drugih korisnika, a diseminiraju se u tiskanom obliku i putem internetske stranice Statistike Grada Zagreba (<https://www.zagreb.hr/statistika/30>).

Značajne godišnje opsežne publikacije su Statistički ljetopis GZ (68. izdanje), te Zagreb u brojkama (1. izdanje 2018.) prikazan u obliku info grafika, na hrvatskom i engleskom jeziku. Jedna od novosti u prikazu statističkih podataka je i Interaktivni statistički atlas gradskih četvrti.

U skladu s vizijom, misijom i ciljevima razvoja Odjel za statistiku je središnje mjesto u Gradu Zagrebu za prikupljanje, obradu i diseminaciju statističkih podataka Grada Zagreba, gradskih četvrti i urbane aglomeracije.



The Statistics Department is involved in following activities:

- Official statistics in accordance with the Official Statistics Act;
- City statistics;
- Statistics necessary for strategic planning, management and development of the City;
- Data dissemination.

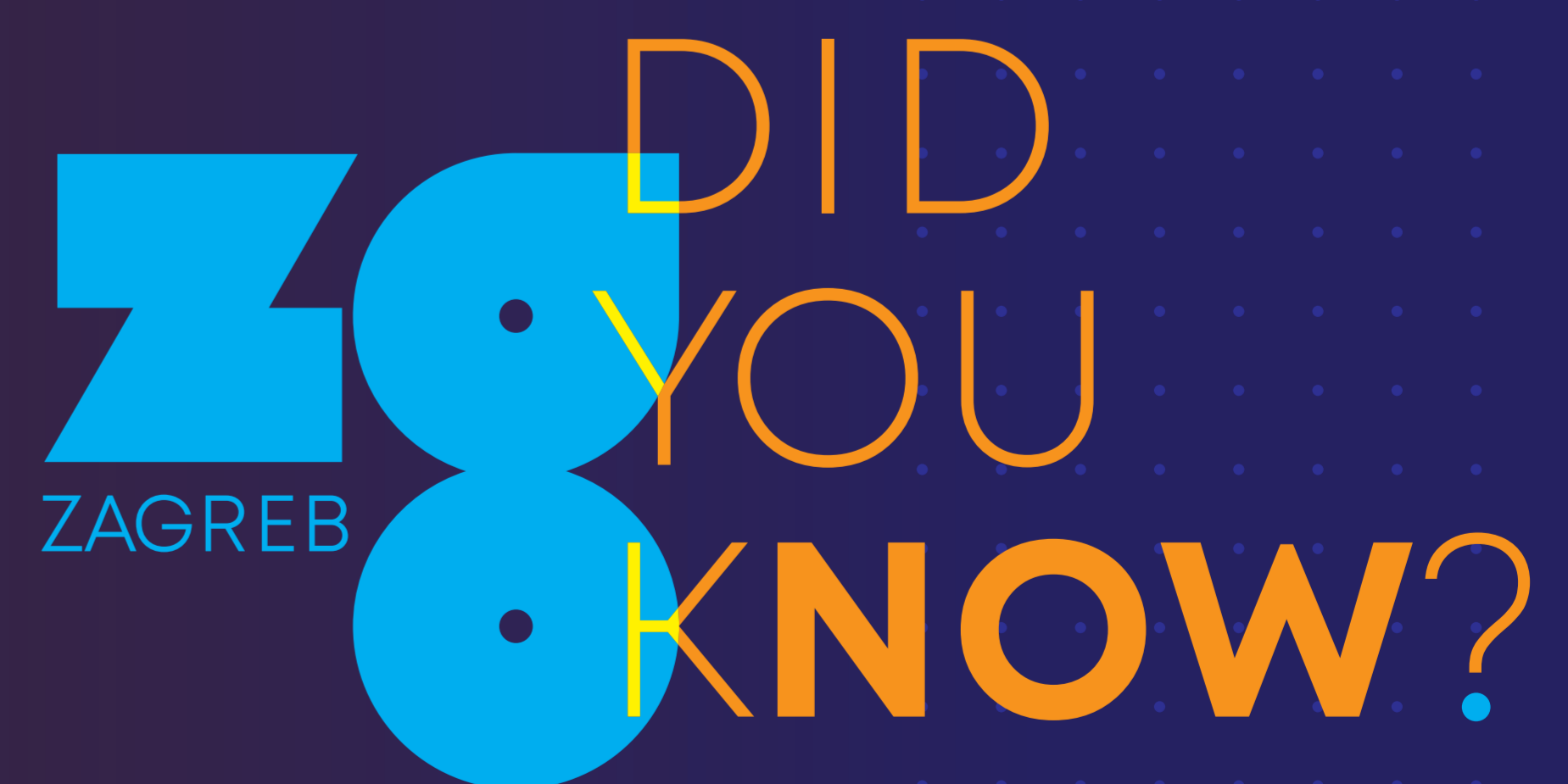
City Office of Strategic Planning and Development of the City, Statistics Department, as an principal body in charge of statistics is responsible for collection, processing and dissemination of statistical data related to the City of Zagreb area.

The Statistics Department uses integrated data, collected and received from different sources, for various publications and analysis of City of Zagreb as well as other users. Data is disseminated in the printed form and via the City of Zagreb Statistics website (<https://www.zagreb.hr/statistika/30>).

Among significant yearly publications offering comprehensive data are the Statistical Yearbook of the City of Zagreb (68th edition) and Zagreb in Figures (1st edition 2018), based on infographics, published both in Croatian and English language.

Interactive Statistical Atlas of City Districts is performing improvement in statistical data presentation.

Regarding vision, mission and development goals, the Statistics Department is the principal body of the City of Zagreb for collection, processing and dissemination of statistical data related to the City of Zagreb, city districts and urban agglomeration.



35

odseljenih
Emigrants

44

doseljenih
Immigrants

6 882

noćenja turista
Tourists nights

2 192

prevezenih
putnika uspinjačom
Funicular
passengers

1 523

posjetitelja muzeja
Museum visitors

AVERAGE DAY
IN ZAGREB

JEDAN DAN
U ZAGREBU

24h

10,6

sklopljenih
brakova
Marriages

22,6

živorođene djece
Live births

3,8

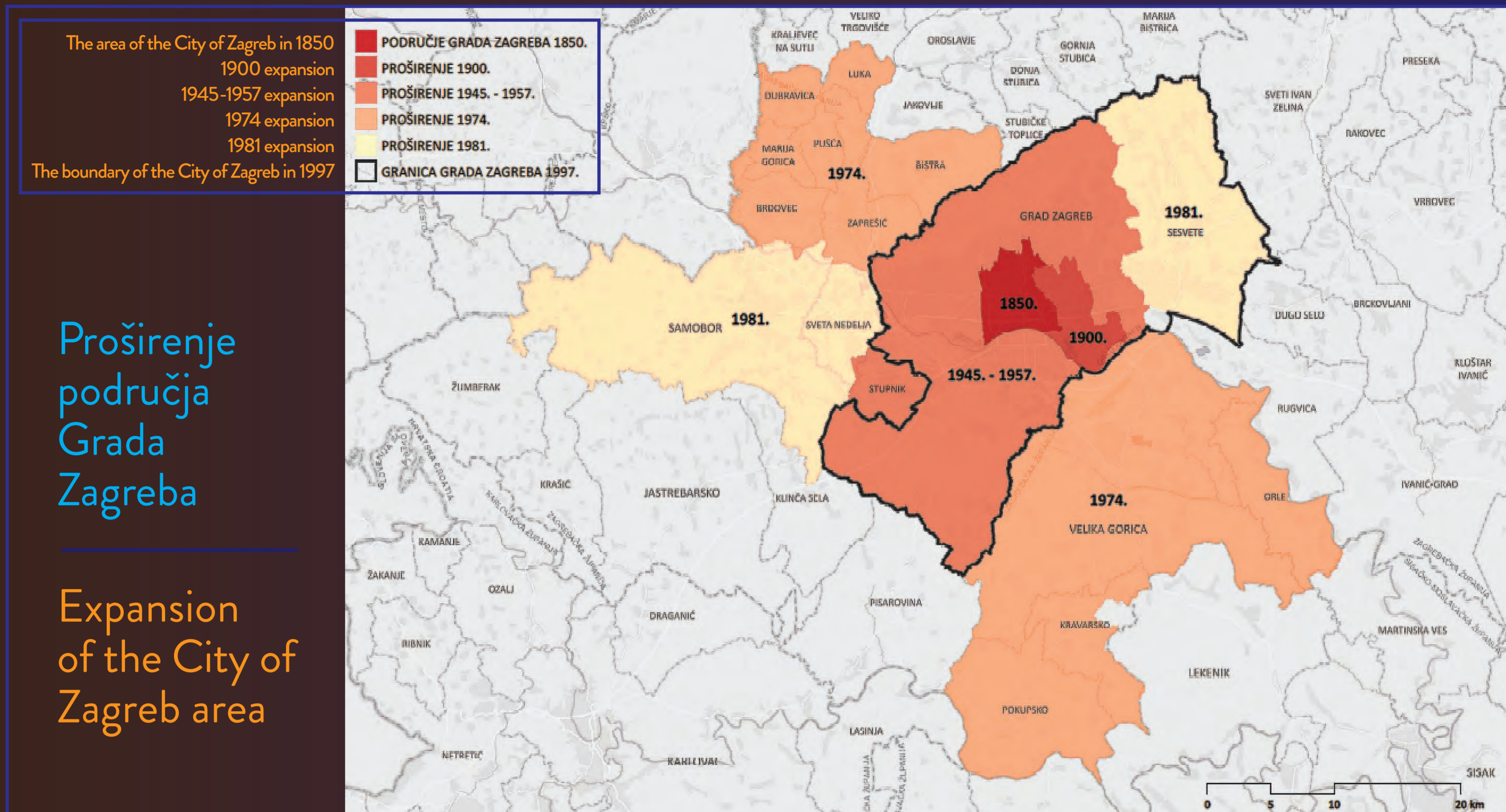
razvedenih brakova
Divorces

DID
YOU
KNOW?

ZAGREB

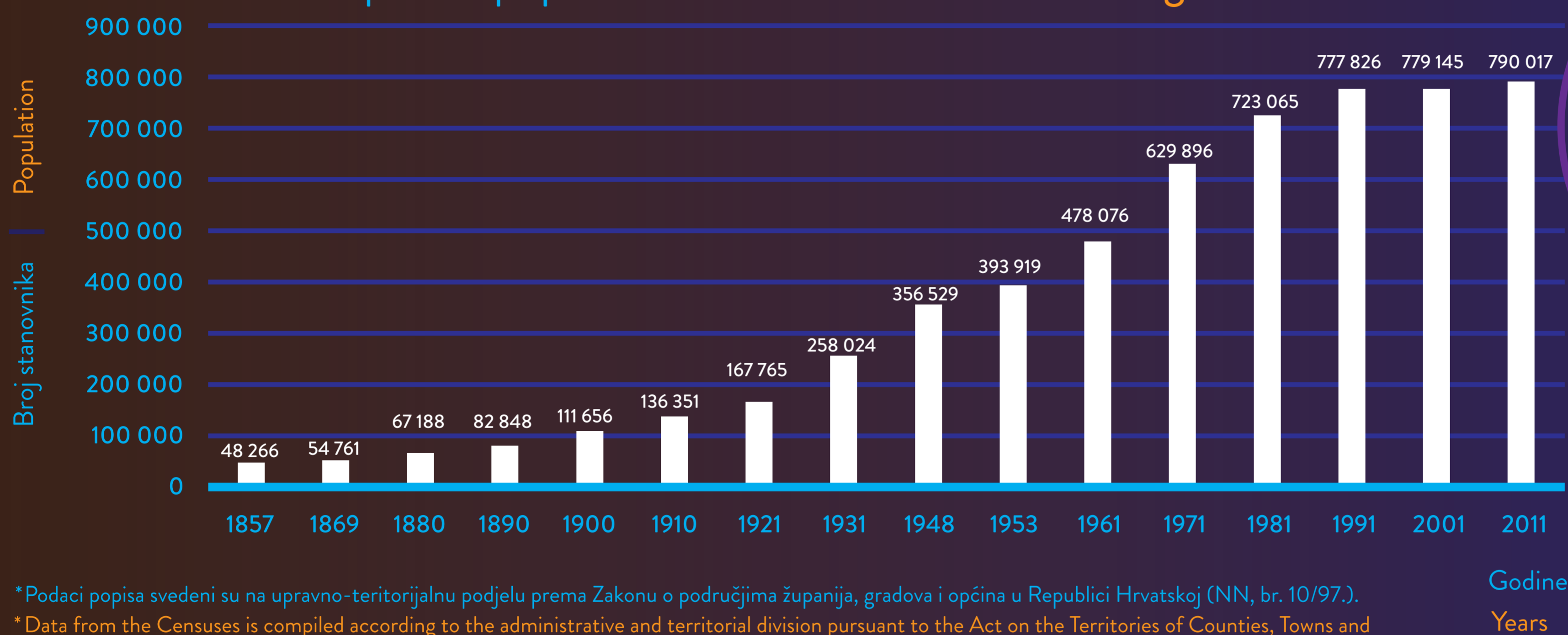
ZAGREB RASTE

ZAGREB IS GROWING



Stanovništvo Grada Zagreba prema popisima stanovništva

City of Zagreb population according to censuses



804 507

stanovništvo, 2018.
Population, 2018

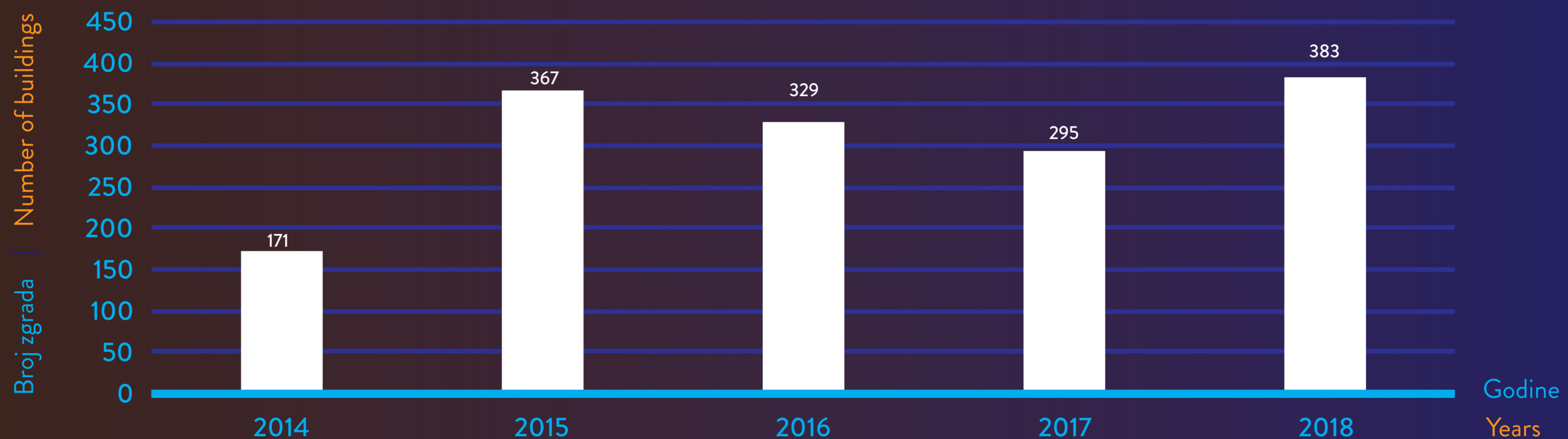
+2,7%

2018./2008.
2018/2008

*Podaci popisa svedeni su na upravno-teritorijalnu podjelu prema Zakonu o područjima županija, gradova i općina u Republici Hrvatskoj (NN, br. 10/97.).
*Data from the Censuses is compiled according to the administrative and territorial division pursuant to the Act on the Territories of Counties, Towns and Municipalities in the Republic of Croatia (Official Gazette 10/97)

Završene zgrade od 2014. do 2018.

Completed buildings from 2014 to 2018



DID YOU KNOW?
ZAGREB

GRAD ZA RAD
I INVESTICIJE

PLACE FOR WORK
AND INVESTMENTS

1.4

mil. dolazaka turista u Zagreb u 2018.

Mln. tourist arrivals in Zagreb in 2018

+59,7%

U odnosu na 2013.

Compared to 2013

+73%

U odnosu na 2013.

Compared to 2013

2.5


mil. noćenja turista u Zagrebu u 2018.

Mln. tourist overnight stays in Zagreb in 2018

mil. HRK
mln. of HRK

Bruto domaći proizvod za Grad Zagreb od 2010. do 2016.


City of Zagreb GDP from 2010 to 2016



Nezaposlene osobe
Unemployed persons

Nezaposlene osobe u Gradu Zagrebu od 2014. do 2018.

Unemployed persons in the City of Zagreb from 2014 to 2018



429 545

Zaposleni - ukupno, stanje 31. ožujka 2018.

Employed persons - total, Status as of 31 March 2018

12 090

Prosječna cijena po 1m² u 2018. - HRK

Average price per 1m² in 2018 - HRK

1 503

Broj prodanih stanova u 2018. - ukupno

Number of sold apartments in 2018 - total

+10%

U odnosu na 2013.

Compared to 2013

+23,9%

U odnosu na 2013.

Compared to 2013

DID YOU KNOW?
ZAGREB

22%

65+ žene
65+ women

ŽENSKI
ZAGREB

FEMALE
ZAGREB

53,1%

udio žena u
ukupnom stanovništvu

Share of female
population

64,2%

žene od 15 do 64

Female
population
ages 15 to 64

13,8%

žene od 0 do 14

Female population
ages 0 to 14

427 080

od toga: žene

Of which:
women

804 507

stanovništvo-
ukupno

Population-
total

79,3%

Zdravstvene radnice
i suradnice

Female health
workers and
associates



49%

udio žena u
ukupno zaposlenima

Female share
of employment

47,8%

udio živorođenih
djevojčica

Share of female
live births

50,8%

Učenice u srednjoškolskom
obrazovanju

Female students
in secondary
education

36,5%

mladenke udate u dobi
od 25-29

Brides married between
25 - 29 years old

57,5%

Udio studentica
na fakultetu

Share of female
university
students

ZAGREB

DID
YOU

KNOW?

KULTURNI ZAGREB

CULTURAL ZAGREB

+17%

U odnosu na 2012.
Compared to
2012

555 885

posjetitelja muzeja
Museum visitors

+10,5%

U odnosu na 2013.
Compared to
2013

1 258 631

posjetitelja kazališta
Theatre visitors

+66%

U odnosu na 2013.
Compared to 2013

70 497

predstava
Performances

428 121

Posjetitelja ZOO-a
ZOO visitors

49

dvorana
Halls

9

kina
Cinemas

2 211 611

posjetitelja
Visitors

377

vrsta
Species

9 149

sjedala
Seats

8 089

jedinki u ZOO-u
Animals in ZOO

ZOO
ZAGREB

DID
YOU

KNOW?

GEOGRAFIJA ZAGREBA

ZAGREB GEOGRAPHY

75,3%

udio zelenih površina u
ukupnoj površini Zagreba

Share in green areas
in existing
land use

21%

izgrađena područja

Built-up areas
in existing
land use

3,7%

prometne površine

Transport
land use

44,8_{mm}

najveća 24-satna
količina oborina u 2018.

Maximum 24-hour
precipitation
in 2018

-11,4°C

najhladniji dan u Zagrebu
(28.2.2018.)

The coldest day in Zagreb
(28 February
2018)

34,5°C

najtopliji dan u Zagrebu
(9.8.2018.)

The warmest day in
Zagreb (9 August
2018)

ZAGREB

DID
YOU

KNOW?

7

posebnih rezervata šumske
vegetacije unutar parka
prirode Medvednica

Special nature reserves of
forest vegetation within
Medvednica
Nature Park

1035_m

nadmorska visina
Sljemena

Sljeme - meter
above sea level

16. meridijan
prolazi kroz Zagreb

The 16th meridian
passes through
Zagreb.

202,91_{ha}

park Maksimir

Maksimir
Park

8 438,13_{ha}

površina parka prirode
Medvednica

Area of Nature Park
Medvednica

29_{km}

dužina Save kroz Zagreb

Length of the Sava
River in Zagreb

* Podaci se odnose na referentnu 2018. godinu

* Data for the reference year 2018

68%

strani turisti

Foreign
tourists

ADVENT U ZAGREBU

14

adventskih lokacija

Advent
locations

ADVENT IN ZAGREB

136 112

turista ukupno je posjetilo
Zagreb tijekom Adventa

Tourists in total visited
Zagreb during
Advent

32%

domaći turisti

Domestic
tourists

3

godine zaredom Advent u Zagrebu
proglašen je najboljim božićnim
sajmom u Europi (2016., 2017. i 2018.)

Years in a row Advent in Zagreb has
been voted the best Christmas
Market in Europe (2016,
2017 and 2018.)

19 543

noćenja ostvarili su
gosti iz Italije

Italian guests overnight
stays

70%

strani turisti

Foreign
tourists

264 419

noćenja turista

Overnights
stays

10 766

dolazaka ostvarili su
gosti iz Bosne i Hercegovine

Arrivals were made by
guests from Bosnia
and Herzegovina

ZAGREB

DID

YOU

KNOW?

30%

domaći turisti

Domestic
tourists

19
broj linija
Tram lines

153
broj linija
Routes

438
autobusa
Buses

85 849
prevezenih putnika
(u tisućama)
Passengers
(in thousands)

206 km
duljina linija
Tram network
length

257
tramvajskih
stanica
Tram stations

STANOVANJE U ZAGREBU

LIVING IN ZAGREB

66 m
duljina linije
uspinjače
Length of
funicular line

186 693
prevezenih putnika
(u tisućama)
Passengers
(in thousands)

266
tramvaja
Tram
vehicles

800 000
prevezenih putnika
uspinjačom
Funicular
passengers

804 507
broj stanovnika, 2018.
Total population,
2018

12,3
gustoća stanovništva,
st./ha Popis 2011.
Population density,
ppl./ha, 2011
Census

2,63
prosječan broj stanovnika
po stanu, Popis 2011.
Average number of
persons per household,
2011 Census

384 333
broj stanova, Popis 2011.
Number of dwellings,
2011 Census

4
broj linija vlaka
Train lines

8 660
prevezenih putnika
vlakom (u tisućama)
Passengers
(in thousands)

58 km
duljina pruge
Train network
length

DID
YOU
KNOW?
ZAGREB